

20



16

OPEN GOVERNMENT AWARDS

MAKING TRANSPARENCY COUNT

Open
Government
Partnership



HISTORY OF THE OPEN GOVERNMENT AWARDS

The Open Government Awards represent OGP's flagship annual competition, started in 2014, to honor civil society and government reformers in OGP countries. The awards give special recognition to the commitment of government and civil society partnerships that have developed innovative approaches to make governments more transparent, accountable, and responsive to citizens.

Each year the awards focus on a key theme. In the first year, the awards recognized innovations related to "citizen engagement," honoring ten winners (picked from a pool of 33 applications) at the OGP High-Level Event during the week of the United Nations General Assembly meetings. In the second year the theme was "Improving Public Services through Open Government." 30 Countries participated, from which three winners and four regional champions were picked at the OGP Global Summit in Mexico City.

THEME

In 2016, OGP took one of its foundational values - transparency – and asked applicants to show its real promise for both governments and citizens. Governments and government-controlled entities collect, commission and produce vast quantities of data and information as part of their day-to-day activities. When these are made transparent - readily available and accessible - citizens can creatively use, analyze, visualize and share them for public benefit. This can potentially lead to a wide range of impacts such as improved civic participation in public life, more efficient functioning of government and the creation of new services with social and commercial value. So what does transparency's real promise look like for you? Did you use the right to information law in your country to hold your government accountable? Have you used government held data to develop an app that citizens widely use to better access public services? Did you help organize data in a way that makes government functioning more effective and save money? The winners of this year's Open Government Awards show us some ways they have made transparency count. What is remarkable about the winning initiatives is that they did not just end their efforts at advocating for open data or even developing an app, but rather pushed far beyond that to create awareness among user communities (from media to citizens), modeled data use, and collaborated with the government in implementing this initiatives.

PARTICIPATION

Civil society organizations from all OGP participant countries were eligible to apply. OGP received 42 applications, with 28 passing to the evaluation stage. While civil society organizations were the primary applicants, all applications had to be validated by a government agency working on the initiative in the application. Additionally, initiatives were required to be directly related to an OGP National Action Plan or specific commitment.

CATEGORIES OF RECOGNITION

Recognizing that good ideas come from everywhere, the Open Government Awards seek to showcase a diverse group of initiatives from around the world. Our judges understand that the boldness of each initiative should be assessed relative to the conditions in each country, and that each country will have unique experiences to share given the challenges they face. With this in mind, in 2016, OGP honored three overall WINNERS, four REGIONAL CHAMPIONS and one country in a SPECIAL RECOGNITION category. The special recognition category is for the initiative that displayed remarkable leadership by people under 30.

JUDGES

As with previous years, the Awards institute a diverse, highly-qualified, and credible panel of judges to score the top submissions. The judges included leaders in the open government space from government, civil society, academia, multilaterals, among others. We thank the judges for their time and input in making to make the Open Government Awards 2016 a success!

BLAIR GLENCORSE

Executive Director, Accountability Lab

DANIEL CARRANZA

Co-founder, DATA Uruguay

GAMBHIR BHATTA

Technical Advisor, Asian Development Bank

GILBERT SENDUGWA

Executive Director, African Freedom of Information Center

GOPAKUMAR THAMPI

Asia Foundation

IGOR VIDACAK

Team Leader and Strategic Management Expert for EU projects supporting government-civil society cooperation in Montenegro and Kosovo

JUANITA BURGOS

Open Government Advisor, Presidency of Colombia

LANCELOT PECQUET

Strategy, Governance and Innovation Advisor and Professor - Co-founder at République Citoyenne

LIZ CAROLAN

Associate, Open Data Institute

MARY AGNES

Open Society Foundations

MICHAEL MACAULAY

Director, Institute for Governance and Policy Studies, School of Government at Victoria University of Wellington

PHIL MATSHEZA

Regional Team leader for Governance and Peacebuilding, UNDP's Bangkok Regional Hub

SHITA LAKSHMI

Program Development Manager for Transparency/ Accountability and Freedom of Expressions at Hivos Regional Southeast Asia

TAMARA PUHOVSKI

CEO and founder of ProPuh Policy Solutions

TIAGO PEIXOTO

Senior Governance Specialist, The World Bank

VALERIE TRAORE

Founder and Executive Director, Niyel

VERONICA CRETU

President of the Open Government Institute, Moldova

VITUS AZEEM

Former Executive Director, Ghana Integrity Initiative

ZINA ASSIMAKOPOULOU

Investigator, European Ombudsman

ZOE REITER

Regional Programme Manager, Transparency International

For more information, please visit:
www.opengovawards.org

UKRAINE

PROZORRO: BRINGING GOVERNMENT PROCUREMENT TO THE PEOPLE

TOTAL SCORE: 95.54


OGP RELEVANCE: OGP NAP 2012-2013, commitment 17: Establishment of a mechanism for electronic governmental procurement with a view to ensure transparency and integrity of governmental procurement.

Ukraine's post-Soviet history has seen revolution and unrest stemming from corruption and elite capture. The 2004 Orange Revolution, as well as the 2013 Euromaidan protests, brought citizen dissatisfaction with corruption to the forefront. This is how ProZorro was born. ProZorro is an open-source platform that monitors government tender and procurement data. According to the Open Contracting Partnership, the introduction of an e-procurement system could save at least 10% of the procurement budget i.e. the cost of not having an e-procurement system costs Ukraine roughly 2.7 million dollars per day. How the ProZorro system was established speaks to the kind of multistakeholder partnership we at OGP celebrate. It has been a truly collaborative effort between civil society, government, and the private sector, beginning in 2014, when the system's framework was developed and signed into law. The idea came from civil society activists, the system was developed by the private sector on a pro-bono basis, and the government has now universally adopted use of the system.

FROM OPACITY TO OPENNESS: ADOPTION OF THE PLATFORM Since February 2015, more than 4,500 governmental organizations have joined the project and undertaken purchases, which are not directly regulated by public procurement law. Most organizations are purchasing 'under the threshold' value of two hundred thousand hryvnia per year. The Ministry of Defense is excluded from the law, as it allows them to use simplified procurement procedures. As of August 1, 2016, all public entities have been required to use the ProZorro system to track the award of tenders. The data is available online for citizens to see for themselves how state funds are being spent by state agencies. Tenders made through ProZorro save the state around 12% of the estimated value, and further implementation of planning and monitoring instruments can increase this percentage up to

20%. The application is available online and on mobile phones, so that any citizen can track government spending on the ProZorro platform and prevent corruption and wrongdoing.

THE SPREAD OF OPENNESS: TO CITIZENS AND BEYOND Use of ProZorro tools has spread beyond major cities. Civil society has held training sessions throughout the country, so that each region in Ukraine will have competent people to explain how to use the platform for both business and government. Citizens, businesses, and civil servants alike have been trained to use the platform, widening information dissemination and awareness of anti-corruption measures. ProZorro is also inspiring reformers in other countries to develop a similar dynamic platform in collaboration with different stakeholders inside and outside government.



INDONESIA

API PEMILU: IMPROVING ACCESS AND UNDERSTANDING OF ELECTIONS DATA

TOTAL SCORE: 91.34

OGP RELEVANCE: OGP NAP 2013-15, commitment OGI3PIA1: Information services operational for Public Bodies in the Local Government, through the formation of the Information and Documentation Officer (PPID) and its tools.

In a country of 160 million, with 17,000 islands and 550,000 polling stations, elections themselves are confusing. Some elections have had as many as two hundred thousand candidates for twenty thousand elected positions. The confusion doesn't end there: elections data is scattered and frequently not machine-readable, and typically difficult to access once the election has passed. Conveying essential information to the public and standardizing data are critical aspects of ensuring free and fair elections.

The confusion caused by the lack of cohesive and complete electoral data that citizens could readily access led directly to the creation of the Election Application Programming Interface, otherwise known as API Pemilu. API Pemilu is an open data platform for Indonesia's elections information. It provides open and free data for third parties to use. The intended impact is to enhance citizen participation, increase accountability, promote affirmative policy for marginalized communities, and create a healthy political environment with free and fair elections.

A MULTISTAKEHOLDER INITIATIVE FROM THE BOTTOM UP The initiative is a project designed by civil society, assisted by the private sector, and used by the government. In 2015, Perludem signed memoranda of understanding with both the National Election Commission and the city of Surabaya to build on the system, increase citizen participation, and digitize election data.

This initiative led the Election Commission to adopt a regulation stipulating that election data from the commission should be open, usable, and public. Perludem has assisted the commission in creating an open data road map, with the aim to launch the complete system in 2019.

A VISION FOR OPEN ELECTIONS DATA ACROSS SOUTHEAST ASIA

Perludem's vision doesn't stop at the Indonesian border; such platforms are taking root throughout Southeast Asia, with Perludem's help. In one such case, Perludem staff visited Myanmar to share knowledge with the Union Election Commission to create that country's public database of election information.



HONDURAS

CONSTRUCTION SECTOR TRANSPARENCY INITIATIVE HONDURAS: BETTER INFRASTRUCTURE THROUGH TRANSPARENCY

TOTAL SCORE: 90.04

OGP RELEVANCE: OGP NAP 2016-2018, Commitment 1: “Policy for transparency, integrity, and ethics in Honduras”



Federally-funded construction processes frequently lack transparency, particularly in countries where there they lack the human capital to track and inventory such projects. In the absence of transparency and monitoring, infrastructure projects can harm the environment, inhibit everyday activities, and waste taxpayer funds.

IMPROVED INFRASTRUCTURE THROUGH TRANSPARENCY CoST Honduras aims to improve infrastructure in Honduras through increased transparency in procurement and monitoring. A multistakeholder group, consisting of government, civil society, and industry representatives steers the strategic and operational direction of the program, ensuring that voices from all sectors are heard. CoST Honduras employs three strategies to derive better value from infrastructure. They require procuring entities to publish information on public infrastructure projects, evaluate the credibility of disclosed info and translate it into simple language for public consumption, and promote citizen engagement by enabling and assisting project beneficiaries to use the disclosed information and monitor CoST assurance recommendations.

THREE TIMES CLEARER: IMPLEMENTATION AND EVALUATION CoST Honduras' Scoping Study established a transparency baseline of 27% on infrastructure projects prior to CoST. Following the first assurance process, in which 13 road projects financed by external funds were analysed, the levels of transparency increased substantially to 84%. The second assurance study on nationally funded projects improved disclosure rates on projects sampled from 24 to 97 per cent overall.

CoST's e-disclosure system, SISOCS, is user-friendly and publishes data for both citizens and government agencies to monitor. Levels of transparency on funding for infrastructure have increased from 27% before CoST implementation to 84%. Since the launch of the SISOCS system, data on procurement from 411 infrastructure projects has been published, representing \$567 million in investments (over 3% of GDP). CoST has also worked hand-in-hand with Citizen Transparency Commissions (CCT) to train citizens in using the SISOCS system, so that citizens can more effectively monitor infrastructure projects.

MEXICO

BUDGET TRANSPARENCY PORTAL: EXPENDITURE TRACKING FROM THE EXECUTIVE TO THE STREETS

TOTAL SCORE: 87.24

OGP RELEVANCE: OGP NAP 2013-15, commitment 9: Open Public Works Expenditures



Government-financed infrastructure is part of everyone's daily life: our communities are being built and rebuilt around us; in the best cases, building a better quality of life. Nonetheless, if there is no clarity about how the public resources in infrastructure and other projects are spent, it raises concern and more importantly, discontent.

The Budget Transparency Portal was born out of the need to track infrastructure spending on both the federal and subnational levels. Several civil society organizations, in partnership with the government, built two public, open, and interactive platforms: one to track public infrastructure spending from cradle to grave, and the other to track public works development, justification, and progress. These platforms build on government data to track spending and make government projects accountable to citizens.

PORTALS: IMPROVING QUANTITY AND QUALITY

Information quality has quantifiably increased, and visits to both portals have increased since their launch in January 2015. Mexico's Ministry of Finance and civil society organizations have partnered to homogenize the spending information reported by more than 4,700 civil servants in 2,457 municipalities. Such effort consisted of defining precise norms, establishing processes, creating a public administration culture focused on producing quality information, and taking advantage of information technologies.

The result has materialized in a 40% increase of the national average in the Information Quality Index from 2014 to 2016. As for the Open Infrastructure Portal, it includes documents that justify infrastructure projects such as cost-benefit analysis, feasibility studies, environmental impact studies, and many others. The portal allows users to monitor projects over time, including how much they have spent and how much they have physically advanced. Furthermore, the portal now displays public-private partnerships, including all the documentation that justifies the decision to undergo a specific project in that modality.

TAKING DATA TO THE STREETS: A SUCCESS STORY


The ministry has closed the feedback loop for this initiative with a "Taking Data to the Streets" activity, where participants from four Mexican states visited the projects listed on the portal and evaluated the difference between the reported data and what they actually saw, using social media to publicize their findings.

MALAWI

CONSTRUCTION SECTOR TRANSPARENCY INITIATIVE MALAWI: DEVELOPMENT THROUGH TRANSPARENCY

TOTAL SCORE: 84.04

OGP RELEVANCE: OGP NAP 2016-18, Commitment 3: National Integrity System and Fight Against Corruption



Malawi's rapidly growing population lacks the adequate infrastructure needed to support the social and economic well-being of its people. Resource allocation has been marred by mismanagement and corruption. The "Cashgate" scandal that engulfed the country in 2014 resulted in \$32 million looted from state coffers. This infuriated not just international donors -whose aid accounts for close to 40% of Malawi's annual budget- but ordinary Malawians, who wanted to see accountability and transparency in how their tax dollars were being spent.

SCALING UP TO IMPROVE SERVICE DELIVERY In response to the scandals and public concerns, CoST scaled up its operations in Malawi, seeking to improve service delivery and government performance for citizens. CoST is working to create systems in Malawi that allow public access to reliable and detailed infrastructure project information, as well as validation and interpretation of that information. Empowered with information and understanding, stakeholders (citizens, media, parliament, oversight agencies, and others) raise concerns over poor performance, perceived mismanagement, or corruption. Where possible, they demand better project outcomes, savings, and more effective and efficient governance systems for delivery. The government then responds to the concerns raised by commissioning audits into specific projects or wider reviews into the performance of an agency or sector, resulting in assurance reports.

The CoST model here is innovative in that it brings key stakeholders together to produce effective solutions to the challenge of corruption and mismanagement in public infrastructure. Furthermore, this project makes transparency count by not only disclosing information but also assessing its accuracy and translating the information into key messages that citizens can use to demand accountability from their policymakers.

RESULTS AND INNOVATION CoST's first assurance report resulted in the suspension and cancellation of wasteful or mismanaged infrastructure projects, saving over \$18 million (.5% GDP) in public funds. CoST Malawi has encouraged the media to highlight public infrastructure concerns through its ground-breaking Media Awards, recognising those making a positive contribution to transparency in public infrastructure. By increasing media coverage, CoST Malawi is enabling citizens to make more informed choices about their Government. Furthermore, CoST Malawi has established an innovative toll-free SMS platform for citizens to report issues regarding public infrastructure projects in their area.

NETHERLANDS

OPENSENDING: REPORTING DIRECTLY TO THE TAXPAYERS

TOTAL SCORE: 83.14


OGP RELEVANCE:

- OGP NAP 2013-2014, action 3: Increase financial transparency through Open Budget and experimenting with Open Spending and Budget Monitoring
- OGP NAP 2016-2017, action point 5: Open about finances: detailed open spending data

Working with the central borough of Amsterdam in 2013, the Open State Foundation found out that local authorities must send a uniform quarterly financial statement to the national statistical bureau. If any entity were able to collect the data, they could potentially have access to structured budget and spending data for all local governments - a great way to improve government transparency, accountability and empower civic society.

HOW NATIONAL ACTION PLANS LED TO FINANCIAL TRANSPARENCY

Financial transparency has been a key element of both of the Netherlands' action plans. Having found that local authorities were required to report finances to the central government using uniform quarterly statements, the Open State Foundation worked with government ministries and the Statistical Bureau to make the data from these reports open, public, and reusable, as well as accessible on a central website, Openspending.nl. Civil society worked with local government officials, civil servants, city councils, journalists and citizens to raise awareness of the usefulness of such data to local governments.



RESULTS: SCALING UP BY LOOKING DOWN As a result of Open State's work, spending data of all Dutch 12 regional, 390 local governments, 24 water boards and 147 common arrangements was published sustainably and proactively. In 2015, Open State collaborated with the province and municipality of Groningen, as well as five other local governments, to pilot the disclosure of more detailed open data at the transaction level. Open State is scaling up the release of the detailed financial data of more local governments with funding from the Dutch Interior Ministry as part of the National OGP Action Plan.


The data is published quarterly and used by journalists, local governments, and council members to address concerns and budget questions. The project is in its early stages, but various tools have already been developed on the basis of this sustainable and timely data.

MONGOLIA

CHECK MY SERVICE: CLOSING THE FEEDBACK LOOP

TOTAL SCORE: 82.34

OGP RELEVANCE: OGP NAP 2016-2018, Commitment 1: Improve government services



Mongolia's wealth in natural resources has not translated to tangible improvements to citizens' lives. Mongolia spends around twenty percent of its state budget on education, but there are forty to fifty children in a classroom, spread over three shifts. These students suffer from a lack of air, and get irritated and distracted easily. In other sectors, citizens had to knock on ten doors to get a single official state-issued document or repair a simple problem.

SCORING THE GOVERNMENT: CITIZENS GRADE THEIR SERVICES

To solve this problem, DEMO launched the Check My Service initiative which aims to assess the transparency and delivery of public services by service recipients through the Community Score Card (CSC) tool. In short, this is a community based monitoring tool that demands transparency and responsiveness from service providers, and empowers the service users as well. DEMO signs memoranda of understanding with service providers to affirm commitments, and then citizens can register a complaint on a service and have the service provider respond and take action.

GIVING CITIZENS A VOICE, CLOSING THE FEEDBACK

LOOP To date, DEMO has assessed 84 public services, including universities, streetlights, and waste disposal, affecting over 45,000 citizens. Some specific examples include Check My School, Check My Hospital, Check My Social Welfare, Check My Electricity, and Check My Street Lights, among others. Information from service evaluations and financial disclosures are available via Internet and service kiosks in municipal offices, assuring access for even unconnected citizens.

Before DEMO's scorecard initiative, public information was not disclosed, and citizens were not well-informed about the implications of the Freedom of Information Act and Glass Account Law. The financial and performance information of 84 public organizations has been disclosed at information boards and websites, and updated on regular basis. For citizens without access to internet, they can check this information online from large touch-screen computers installed at their local government office. Citizens can get registration documents, check their electricity use, see the provision of social welfare services and other necessary information with the click of a button - when they used to have to knock on ten doors to get.

